

Printable Guide to Sensory World

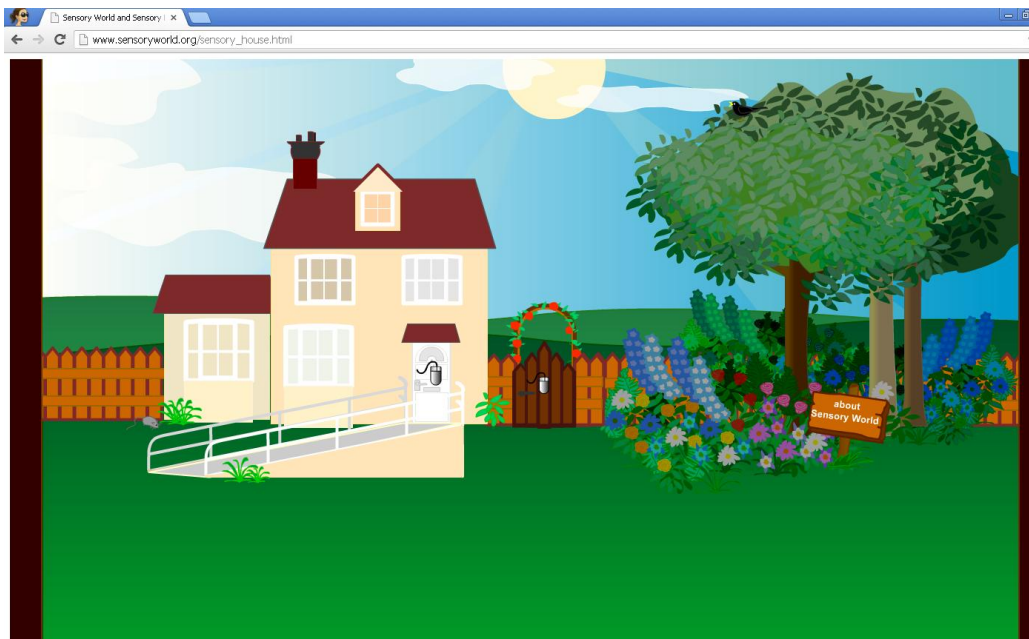
Turn on your speakers or headphones to hear the sounds and voiceover



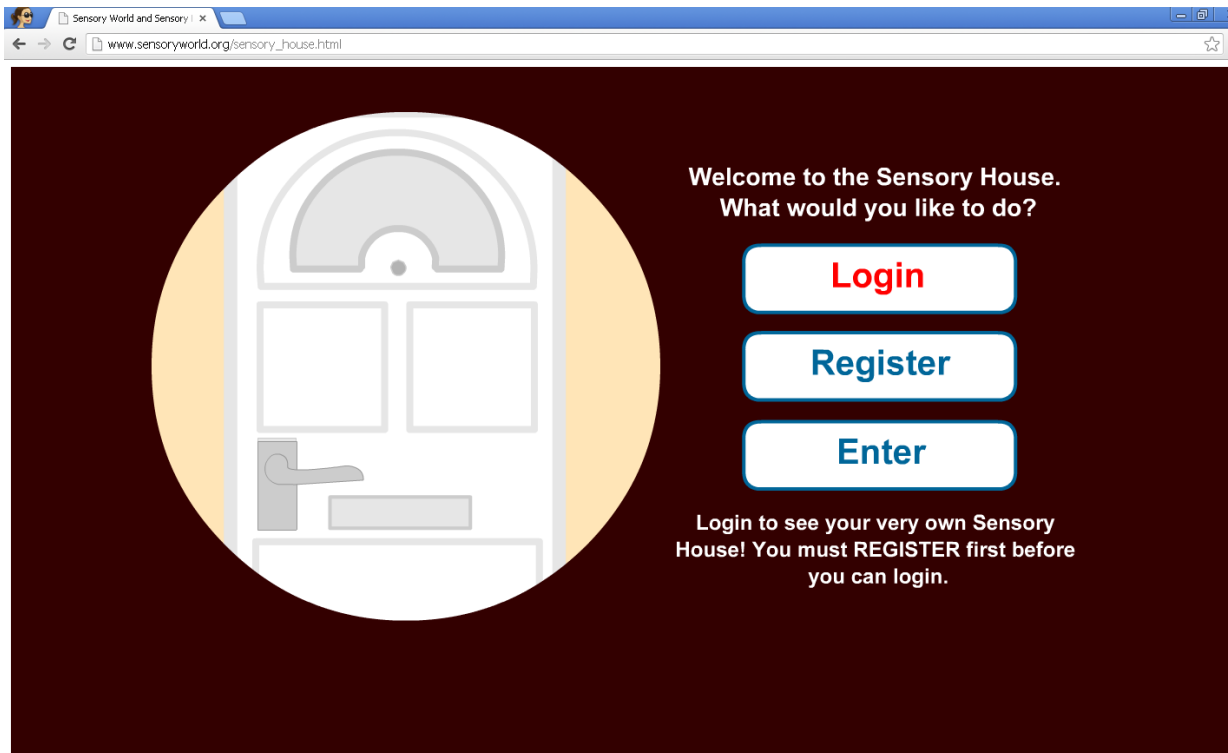
Open explorer and type in: www.sensoryworld.org



Click on/ touch Enter

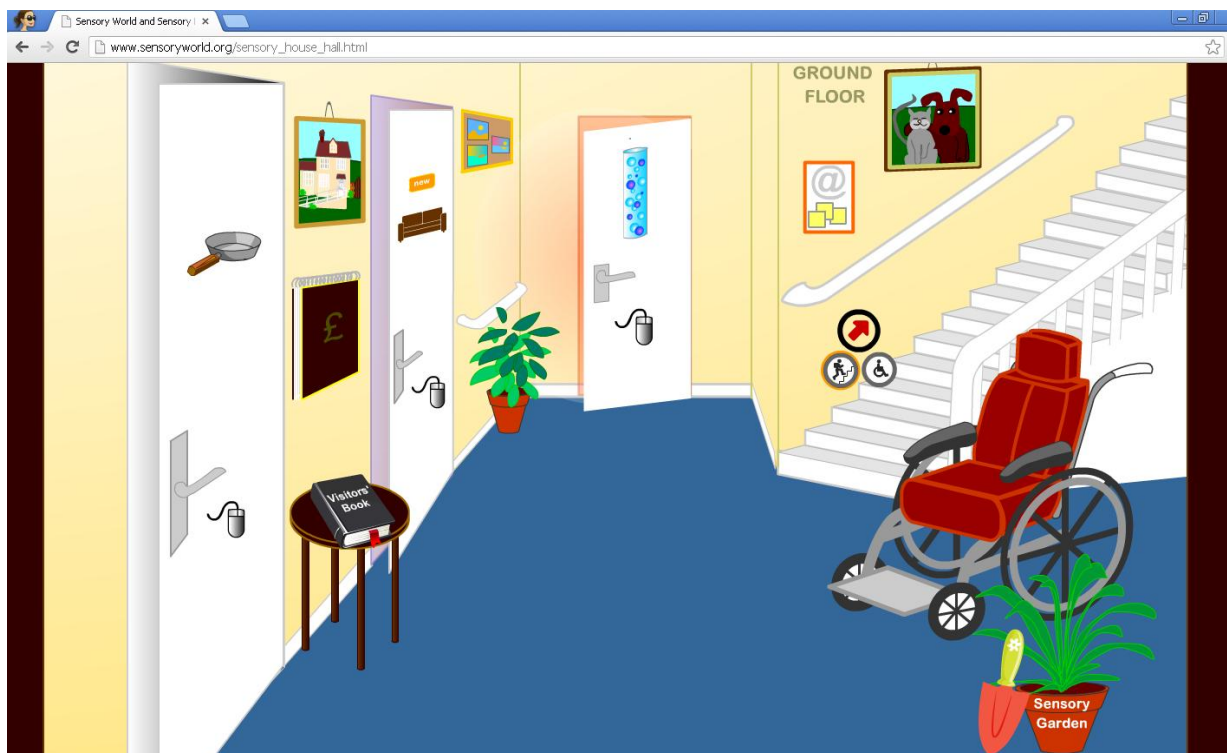


Click on / touch the front door



Choose to log in, register or enter (as a guest)

If you log in, this will allow you to 'save' your work on some pages, eg the Money Manager or Meal Planner



This is the hallway.


You can access the kitchen, money planner, lounge, sensory room, sensory garden, or you can go upstairs

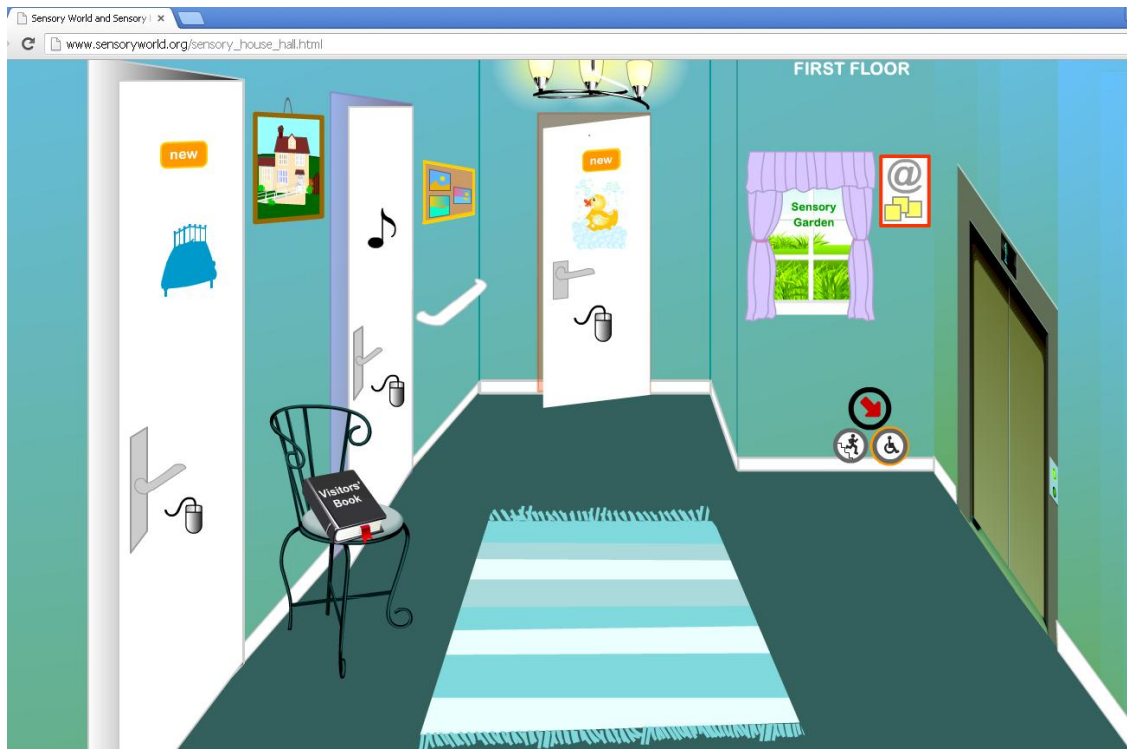
The Sensory Garden



There are a range of activities in the garden, based around the different seasons of the year.

To go upstairs in the house, use the lift or the stairs























**You will find the bedroom, music room and bathroom upstairs.
You can also go into the sensory garden from here.**



The bathroom has exercises around health & safety, hygiene and the use of sensory items

Your guide to the buttons on Sensory World:

	This bookmark button will save Sensory World to your 'favourites' to visit again
	This is your print button* * You may need to set up your printer preferences
	This button takes you outside the house
	This button returns you to the hallway
	You can send an electronic postcard to a friend's email address with a simple form
	Find out more about the area you are in
	This button means you can go back a step
	You will find this button in the Sensory Room, click to choose a different theme
	The mouse symbol means 'click' here and something happens
	This takes you to 'About Sensory World'

	<p>Kitchen</p> <p>Click to enter the kitchen, once inside you can chose from three activities:</p>
	<p>Hygiene</p> <p>Click on the hazards: there are three levels to work through with printable certificates</p>
	<p>Health & Safety</p> <p>Click on the hazards: there are three levels to work through with printable certificates</p>
	<p>Nutrition</p> <p>Click to start and fill the weekly meal planner, when you've finished you can print to use as a shopping list or reminder</p>
	<p>Lounge</p> <p>Create your own lounge and choose your furniture, including a TV that plays a film</p>
	<p>Sensory Garden</p> <p>Choose from:</p> <ul style="list-style-type: none"> • Create your own garden • Explore the sensory garden • Carry out activities in different seasons
	<p>Sensory Room</p> <p>Choose one of the 'themes' in the left hand panel of buttons and click on the 'hotspots' to make your choice.</p>
	<p>Money Manager</p> <p>Enter your weekly budget and work through the pages.</p> <ul style="list-style-type: none"> • You will see your money disappear as you spend it! • You will be prompted with ideas • Use the back button if you want to make changes • You can add notes and print at the end
	<p>UPSTAIRS</p>
	<p>Music Room</p> <p>Click and enter the music room, once inside you can choose from either:</p>



Orchestra

Click to enter the four sections; woodwind, brass, strings or percussion. Listen to the instruments of the orchestra



Band

Click one of the types of music to see the bands.
Each has four people, so click to make them play (or stop!)

Bedroom

Create your own bedroom.

Bathroom

Choose from:

Healthy and safety – identify the hazards

Hygiene – find where the germs are hiding

Sensory – explore the sounds and sights of a sensory bathroom

